


	<h1>ST. JOSEPH</h1>	
REGION: MANYARA	SCHOOL AVERAGE: 38.8	DISTRICT: HANANG
SUBJECT AND GRADE PERFORMANCE ANALYSIS		

SUBJECT RANKING			
ENGLISH	44.4	89%	1
CIVIC AND MORAL EDUCATION	41.7	83%	2
SOCIAL STUDIES	41.2	82%	3
KISWAHILI	38.8	78%	4
SCIENCE	34.2	68%	5
MATHEMATICS	32.6	65%	6

SUBJECT GRADE ANALYSIS					
SUBJECT/GRADE	A	B	C	D	F
MATHEMATICS	0	3	2	0	0
KISWAHILI	1	4	0	0	0
ENGLISH	5	0	0	0	0
SCIENCE	0	4	1	0	0
SOCIAL STUDIES	3	2	0	0	0
CIVIC AND MORAL	3	2	0	0	0

OVERALL GRADE ANALYSIS			
A	1	5	1%
B	4		5%
C	0		0%
D	0		0%
F	0		0%

CHART SUBJECT ANALYSIS						
40						
35						
30						
25						
20						
15						
10						
	MATH	KISW	ENG	SCIE	SST	CME

BOYS VS GIRLS PERFORMANCE				
	SAT		SAT	TOTAL
	0		5	5
#DIV/0!		39%		

SEATED	5	100%
ABSENTEES	0	0%
PASSED	5	100%
FAILED	0	0%

NO	NAME	SEX	MATH		KISW		ENG		SCI		SST		CME		TOTAL	AVG	GRADE	POS
1	BEATRICE PAULO IDUNKA	F	38	B	44	A	48	A	40	B	45	A	47	A	262	43.7	A	1
2	MARTHA JULIUS JOHN	F	37	B	38	B	47	A	35	B	42	A	39	B	238	39.7	B	2
3	JACKLINE JOSEPH BARNABAS	F	24	C	38	B	43	A	35	B	39	B	43	A	222	37.0	B	3
4	ROSEMERY ELIAS IDUNKA	F	34	B	37	B	42	A	32	B	39	B	38	B	222	36.9	B	4
5	LOVENESS PATRICK MOMBO	F	30	C	37	B	42	A	29	C	41	A	42	A	221	36.8	B	5